

## SCHOOL MEAL/FEEDING PROGRAM(S)

Most recently completed school year:  
January 2018 - December 2018 (200 days)

- Botswana School Feeding Program

Lead Agency: Ministry of Local Government and Rural Development

## NATIONAL LAWS, POLICIES, AND STANDARDS

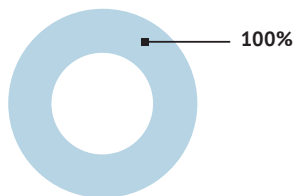
- National school feeding policy
- Nutrition
- Food safety
- Agriculture
- Private sector involvement

Line item in the national budget...  Yes  No  NR

### BUDGET

Total:  
USD 30,114,875

- National government: USD 30,114,875
- International donors\*: USD 0
- Private sector: USD 0
- Other donors: USD 0



\*Contributions by United Nations agencies or non-governmental organizations often represent funding from multiple donors.

## INFRASTRUCTURE

School meals are prepared on-site, with 100% of schools having on-site school kitchens and closed cooking areas; the kitchens have storage space and used gas stoves. All schools have piped water, clean water, latrines and kitchens; most have electricity and flush toilets; none have a dedicated eating space/cafeteria.

## SPECIAL NOTES

Some UNESCO data was used to complete this report.

NR = No Response

## MEALS/SNACKS/MODALITY

- Breakfast
- Lunch
- Dinner
- Snacks
- Take-home rations
- Conditional cash transfer

- Grains/cereals
- Roots, tubers
- Legumes and nuts
- Dairy products
- Eggs
- Meat
- Poultry
- Fish
- Green, leafy vegetables
- Other vegetables
- Fruits
- Oil
- Salt
- Sugar

Prohibited food items: "junk food" such as Funa instant drink and other instant food stuffs

## FOOD SOURCES

- Purchased (domestic)
- Purchased (foreign)
- In-kind (domestic)
- In-kind (foreign)

## COMPLEMENTARY ACTIVITIES

- Handwashing with soap
- Height measurement
- Weight measurement
- Deworming treatment
- Eye testing/eyeglasses
- Hearing testing/treatment
- Dental cleaning/testing
- Menstrual hygiene
- Drinking water
- Water purification

## COMPLEMENTARY EDUCATION PROGRAMS

### EDUCATION

- Nutrition
- Health
- Food and agriculture
- Reproductive health
- Hygiene
- HIV prevention

### OTHER

- School gardens
- Physical education

The checked and highlighted items are reported as required, though they may not be uniformly implemented.

- = mandatory



The Global Survey of School Meal Programs is the property of GCNF and is protected by copyright. It may not be reproduced or distributed without prior written consent. Contact: info@gcnf.org ©2019. The Global Child Nutrition Foundation. All rights reserved.

GCNF is a non-political, non-profit entity. Funding for this survey and a follow-up survey in 2021 is provided, in part, by the United States Department of Agriculture; agreement number FX18TA-10960G002.

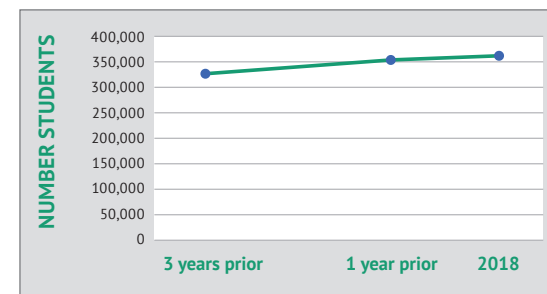
# REPUBLIC OF Botswana



## SCHOOL MEAL PROGRAMS

### CHILDREN RECEIVING FOOD, 2018

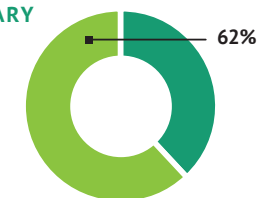
School level	Total #	# Enrolled	# Receiving Food
Primary school	358,854	358,854	358,854
Secondary school	215,723	NR	NR
<b>Total</b>	<b>574,577</b>	<b>N/A</b>	<b>358,854</b>



### COVERAGE: PRIMARY AND SECONDARY SCHOOL-AGE CHILDREN

Total number primary and secondary school-age children: 574,577

Receiving school food:  
 358,854



- Food was also provided to some students in
- Pre-schools
  - Vocational/trade schools
  - University/higher education
  - Other

## NUTRITION

School feeding program(s) include/involve the following:

- Fortified foods
- Bio-fortified foods
- Micronutrient supplements
- Nutritionists involved**
- Special training for cooks/caterers in nutrition**
- Objective to meet nutritional goals**
- Objective to reduce obesity

### Food items fortified:

None

### Micronutrients added to fortified foods:

None

---

## ADDITIONAL INFORMATION

The school feeding program involved five nutritionists; Botswana restricted some foods on or near school grounds, and required students to be provided physical education as well as food and nutrition education. Special training was required for cooks and caterers in the following topics: nutrition, food safety/hygiene, menu planning, and portions/measurements.

## AGRICULTURE, EMPLOYMENT, AND COMMUNITY PARTICIPATION

### Jobs created by school feeding programs

<b>3,296</b>	Cooks and food preparers
NR	Transporters
NR	Off-site processors
<b>500</b>	Food packagers and handlers
<b>30</b>	Monitoring
<b>2</b>	Food service management
<b>0</b>	Safety and quality inspectors
NR	Other

### Farmers were involved with the school feeding program(s)...

- Yes  No  NR

### Other private sector (for profit) actors were involved...

- Yes  No  NR

### There was a focus on creating jobs or leadership or income-generating opportunities for...

- Women**  
 **Youth**  
 Other groups

### There was community engagement (by parents or others) in the school feeding program(s)

- Yes  No  NR

---

## CONTACTS: BOTSWANA

**Agency:** Ministry of Local Government and Rural Development

**Website:** <http://www.gov.bw/en/Ministries--Authorities/Ministries/Ministry-of-Local-Government-MLG1/>

**Email:** NR

## SUCCESSSES AND CHALLENGES

Positive developments included the introduction of fruits, vegetables, and eggs; improved school attendance; and the completion of a review of the primary schools' menu. Strengths of the program include targeting all school-going children, the national government provides cooks and cooking gas, and more women are engaged in the processing of some food items.

Botswana was affected by drought and by economic/financial crisis during the most recently completed school year, which resulted in fewer children being fed, but those who were affected received more robust rations. The crises also made it difficult to accomplish some planned goals.

Challenges faced by the program included the lack of a Food Composition Table to guide school menu planning, food waste by beneficiaries, a lack of trained and skilled personnel, and high prices charged by food suppliers. Setbacks to the country's program include the delayed implementation of the home-grown school feeding program and a lack of procurement and food management capacity. In terms of concerns regarding program corruption/mismanagement, Botswana reported that pilferage was a concern.

---

## STUDIES CONDUCTED

Botswana's transition study - WFP - Author - Ann-marie Isler (2012) and Botswana National Primary School Feeding Programme: A Case Study- NEPAD/ PCD Authors - Prof. JM Kiamba and Edna Kalima - 2011

---

## RESEARCH NEEDED

Review of the nutritive value of schools' menus

# Program report: Botswana

All data from the 2018 school year

## BOTSWANA SCHOOL FEEDING PROGRAM

**Lead implementer(s):** World Food Program

### OBJECTIVES:

- To meet educational goals
- To provide a social safety net
- To meet nutritional and/or health goals

### MODALITIES OF PROVIDING STUDENTS WITH FOOD:

- In-school meals
- Five times per week for 11 months

### TARGETING:

Universal (100% targeting achieved)

### HOW MANY STUDENTS RECEIVED SCHOOL FOOD IN 2018 SCHOOL YEAR?

School level	# Students	% Girls	% Boys
Pre-school	N/A		
Primary school	358,854		
Secondary school	N/A		
<b>Total</b>	<b>358,854</b>		

### FOOD ITEMS:

Grains/cereals	Fruits	Salt
Legumes and nuts	Meat	Oil
Dairy products	Green, leafy vegetables	
Eggs	Other vegetables	

\* fortified

### FOOD SOURCES:

90% Purchased (domestic)	0% In-kind (domestic)
10% Purchased (foreign)	0% In-kind (foreign)

### NOTES:

Up to two additional meals were supplied to pupils attending schools in remote areas. In the most recently completed school year, however, funding was not adequate to achieve program goals, including enrolling more students, introducing some new food in the school menus, and adding ECD children in the program.

