

## SCHOOL MEAL/FEEDING PROGRAM(S)

Most recently completed school year:

January 2017 – November 2018 (190 school days)

- Rancangan Makanan Tambahan (RMT) since 1979

Lead Agency: Ministry of Education, Government of Malaysia

## NATIONAL LAWS, POLICIES, AND STANDARDS

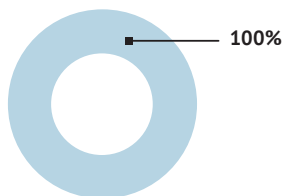
- National school feeding policy
- Nutrition
- Food safety
- Agriculture
- Private sector involvement

Line item in the national budget...  Yes  No  NR

### BUDGET

Total:  
USD 66,383,300

- National government:  
USD 66,383,300
- International donors\*: 0
- Private sector: 0
- Other donors: 0



\*Contributions by United Nations agencies or non-governmental organizations often represent funding from multiple donors.

## INFRASTRUCTURE

NR

## SPECIAL NOTES

For the national school feeding program the Ministries of Health and Agriculture will work with the Ministry of Education.

NR = No Response

## MEALS/SNACKS/MODALITY

- Breakfast
- Lunch
- Dinner
- Snacks
- Take-home rations
- Conditional cash transfer

- Grains/cereals
- Roots, tubers
- Legumes and nuts
- Dairy products
- Eggs
- Meat
- Poultry
- Fish
- Green, leafy vegetables
- Other vegetables
- Fruits
- Oil
- Salt
- Sugar

**Prohibited food items:** All types of unhealthy, processed food and drink with high level of sugar (as suggested by the Ministry of Health, Malaysia)

## FOOD SOURCES

- Purchased (domestic)
- Purchased (foreign)
- In-kind (domestic)
- In-kind (foreign)

## COMPLEMENTARY ACTIVITIES

- Handwashing with soap
- Height measurement
- Weight measurement
- Deworming treatment
- Eye testing/eyeglasses
- Hearing testing/treatment
- Dental cleaning/testing
- Menstrual hygiene
- Drinking water
- Water purification

## COMPLEMENTARY EDUCATION PROGRAMS

### EDUCATION

- Nutrition
- Health
- Food and agriculture
- Reproductive health
- Hygiene
- HIV prevention

### OTHER

- School gardens
- Physical education

The checked and highlighted items are reported as required, though they may not be uniformly implemented.

= mandatory



The Global Survey of School Meal Programs is the property of GCNF and is protected by copyright. It may not be reproduced or distributed without prior written consent. Contact: info@gcnf.org ©2019. The Global Child Nutrition Foundation. All rights reserved.

GCNF is a non-political, non-profit entity. Funding for this survey and a follow-up survey in 2021 is provided, in part, by the United States Department of Agriculture; agreement number FX18TA-10960G002.

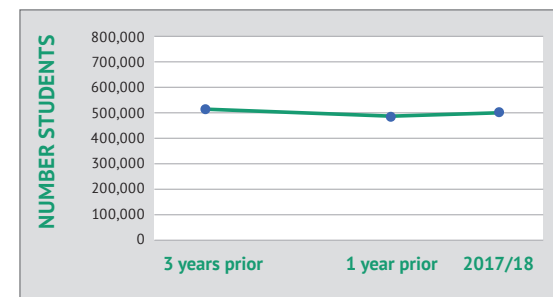
# Malaysia



## SCHOOL MEAL PROGRAMS

### CHILDREN RECEIVING FOOD, 2017-18

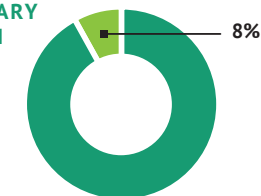
| School level     | Total #          | # Enrolled       | # Receiving Food |
|------------------|------------------|------------------|------------------|
| Primary school   | 3,000,000        | 2,729,200        | 500,000          |
| Secondary school | 3,529,341        | 2,744,639        | 0                |
| <b>Total</b>     | <b>6,529,341</b> | <b>5,473,839</b> | <b>500,000</b>   |



### COVERAGE: PRIMARY AND SECONDARY SCHOOL-AGE CHILDREN

Total number primary and secondary school-age children: 6,529,341

Receiving school food: 500,000



Food was also provided to some students in

- Pre-schools
- Vocational/trade schools
- University/higher education
- Other

## NUTRITION

School feeding program(s) include/involve the following:

- Fortified foods
- Bio-fortified foods
- Micronutrient supplements
- Nutritionists involved
- Special training for cooks/caterers in nutrition
- Objective to meet nutritional goals**
- Objective to reduce obesity

**Food items fortified:**

NR

**Micronutrients added to fortified foods:**

NR

---

## ADDITIONAL INFORMATION

Malaysia's school feeding objective also includes:

- Provide social safety net
- Increase school attendance rate

## AGRICULTURE, EMPLOYMENT, AND COMMUNITY PARTICIPATION

**Jobs created by school feeding programs**

- NR Cooks and food preparers
- NR Transporters
- NR Off-site processors
- NR Food packagers and handlers
- NR Monitoring
- NR Food service management
- NR Safety and quality inspectors
- NR Other

**Farmers were involved with the school feeding program(s)...**

- Yes  No  NR

**Other private sector (for profit) actors were involved...**

- Yes  No  NR

**There was a focus on creating jobs or leadership or income-generating opportunities for...**

- Women
- Youth
- Other groups

**There was community engagement (by parents or others) in the school feeding program(s)**

- Yes  No  NR

---

## ADDITIONAL INFORMATION

In some schools with no canteen operator, parents take part to prepare food for the students. Also, students participate in preparations, serving and/cleaning-up in this program.

---

## CONTACTS: MALAYSIA

**Agency:** Ministry of Education

## SUCCESSSES AND CHALLENGES

**Positive developments:** Social net, menu designed and improvement in the management of the program.

**Strengths:** Fully funded by the national government, targeted and full support by the communities.

---

## STUDIES CONDUCTED

Improve/maintain growth rate and pupils pay more attention in class. From the report, this program has very good impact and should be continued with some continual improvement. The title of the study is "Laporan kajian keberkesnan program rancangan makanan tambahan RMT by Bahagian Perancangan dan"

---

## RESEARCH NEEDED

NR

## RANCANGAN MAKANAN TAMBAHAN (RMT) SINCE 1979

### Lead implementer(s):

Ministry of Education, Government of Malaysia

### OBJECTIVES:

- To provide a social safety net
- To meet nutritional and/or health goals

### MODALITIES OF PROVIDING STUDENTS WITH FOOD:

- In-school meals 5 times per week and 11 months in the school year

### TARGETING:

Individual student characteristics; by family household income Below National Poverty Line); Special Needs children (Children with disabilities), students of Orng Asli/Penan School

### HOW MANY STUDENTS RECEIVED SCHOOL FOOD IN 2017-18 SCHOOL YEAR?

| School level     | # Students     | % Girls  | % Boys   |
|------------------|----------------|----------|----------|
| Pre-school       | N/A            |          |          |
| Primary school   | 500,000        | –        | –        |
| Secondary school | N/A            |          |          |
| <b>Total</b>     | <b>500,000</b> | <b>–</b> | <b>–</b> |

### FOOD ITEMS:

|                |                  |       |
|----------------|------------------|-------|
| Grains/cereals | Poultry          | Salt  |
| Eggs           | Fish             | Sugar |
| Dairy products | Other vegetables | Oil   |
| Meat           | Fruits           |       |

\* fortified

### FOOD SOURCES:

|                             |                       |
|-----------------------------|-----------------------|
| 100% - Purchased (domestic) | 0% In-kind (domestic) |
| 0 - Purchased (foreign)     | 0% In-kind (foreign)  |

### NOTES:

Very few packaged/processed food purchased from within the country were used.

