

SCHOOL MEAL/FEEDING PROGRAM(S)

Most recently completed school year:
September 2017 – June 2018 (160 days for Primary schools and 180 days for Secondary schools)

- National School Snack Program; National School Feeding program for Special school

Lead Agency:

Ministry of Education, Culture, Science and Sport

NATIONAL LAWS, POLICIES, AND STANDARDS

- National school feeding policy
- Nutrition
- Food safety
- Agriculture
- Private sector involvement

Line item in the national budget... Yes No NR

BUDGET

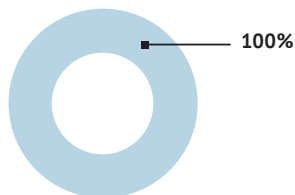
Total:
 USD 13684763.4616

National government:
 USD 13684763.4616

International donors*:
 N/A

Private sector: N/A

Other donors: N/A



**Contributions by United Nations agencies or non-governmental organizations often represent funding from multiple donors.*

INFRASTRUCTURE

All schools have electricity piped water, clean water, and kitchens. Most schools have latrines or flush toilets. Some schools have dedicated eating spaces/cafeterias. School meals were prepared on site (on school grounds) and items like juice, milk, cookies, and cereals were purchased from the market.

NR = No Response

MEALS/SNACKS/MODALITY

- Breakfast
- Lunch
- Dinner
- Snacks
- Take-home rations
- Conditional cash transfer

- Grains/cereals
- Roots, tubers
- Legumes and nuts
- Dairy products
- Eggs
- Meat
- Poultry
- Fish
- Green, leafy vegetables
- Other vegetables
- Fruits
- Oil
- Salt
- Sugar

Prohibited food items: fast food, sugary food, soft drinks

FOOD SOURCES

- Purchased (domestic)
- Purchased (foreign)
- In-kind (domestic)
- In-kind (foreign)

COMPLEMENTARY ACTIVITIES

- Handwashing with soap
- Height measurement
- Weight measurement
- Deworming treatment
- Eye testing/eyeglasses
- Hearing testing/treatment
- Dental cleaning/testing
- Menstrual hygiene
- Drinking water
- Water purification

COMPLEMENTARY EDUCATION PROGRAMS

- EDUCATION**
 - Nutrition
 - Health
 - Food and agriculture
 - Reproductive health
 - Hygiene
 - HIV prevention
 - OTHER**
 - School gardens
 - Physical education
- = mandatory
- The checked and highlighted items are reported as required, though they may not be uniformly implemented.*



The Global Survey of School Meal Programs is the property of GCNF and is protected by copyright. It may not be reproduced or distributed without prior written consent. Contact: info@gcnf.org ©2019. The Global Child Nutrition Foundation. All rights reserved.

GCNF is a non-political, non-profit entity. Funding for this survey and a follow-up survey in 2021 is provided, in part, by the United States Department of Agriculture; agreement number FX18TA-10960G002.

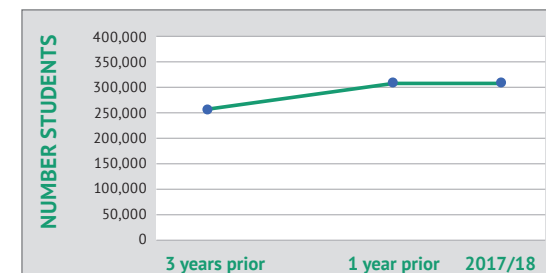
Mongolia



SCHOOL MEAL PROGRAMS

CHILDREN RECEIVING FOOD, 2017-18

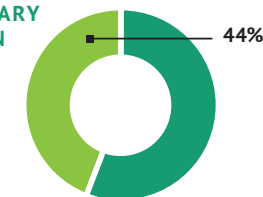
School level	Total #	# Enrolled	# Receiving Food
Primary school	338,563	309,355	309,355
Secondary school	365,463	263,397	0
Total	704,026	572,752	309,355



COVERAGE: PRIMARY AND SECONDARY SCHOOL-AGE CHILDREN

Total number primary and secondary school-age children: 704,026

Receiving school food: 309,355



Food was also provided to some students in

- Pre-schools
- Vocational/trade schools
- University/higher education
- Other

NUTRITION

School feeding program(s) include/involve the following:

- Fortified foods
- Bio-fortified foods
- Micronutrient supplements
- Nutritionists involved**
- Special training for cooks/caterers in nutrition**
- Objective to meet nutritional goals**
- Objective to reduce obesity

Food items fortified:

None

Micronutrients added to fortified foods:

None

ADDITIONAL INFORMATION

Although obesity is considered a problem, no approaches were used to prevent or mitigate overweight/obesity.

SPECIAL NOTES

The National School Snacks program started in the year 2006 for all primary school students (Grade 1-5). About 652 private schools and 146 public schools participate in the school feeding program.

There are provisions to monitor the school feeding programme: Bi-annual school visits and annual electronic and paper-based reporting.

AGRICULTURE, EMPLOYMENT, AND COMMUNITY PARTICIPATION

Jobs created by school feeding programs

- NR Cooks and food preparers
- NR Transporters
- NR Off-site processors
- NR Food packagers and handlers
- NR Monitoring
- NR Food service management
- NR Safety and quality inspectors
- NR Other

Farmers were involved with the school feeding program(s)...

- Yes No NR

Other private sector (for profit) actors were involved...

- Yes No NR

There was a focus on creating jobs or leadership or income-generating opportunities for...

- Women
- Youth
- Other groups

There was community engagement (by parents or others) in the school feeding program(s)

- Yes No NR

ADDITIONAL INFORMATION

The dieticians were paid by the National Government.

- 100% of the schools had on-site kitchens.
- There was a competitive tendering and bidding procedures for small companies

CONTACTS: MONGOLIA

Agency: Ministry of Education, Culture, Science and Sport

Website: <https://mecss.gov.mn>

Email: Info@mecs.gov.mn

SUCCESSSES AND CHALLENGES

Positive developments:

- Provisions were made to provide meal for disabled children to improve their nutritional status
- Students attendance increased

STUDIES CONDUCTED

National Nutrition Survey

RESEARCH NEEDED

NR

NATIONAL SCHOOL SNACK PROGRAM

Lead implementer(s): Ministry of Education, Culture, Science and Sport

OBJECTIVES:

- To meet nutritional and/or health goals

MODALITIES OF PROVIDING STUDENTS WITH FOOD:

- Snacks five times a week for nine months in a year

TARGETING:

Universal (100%)

HOW MANY STUDENTS RECEIVED SCHOOL FOOD IN 2017-18 SCHOOL YEAR?

School level	# Students	% Girls	% Boys
Pre-school	N/A		
Primary school	309,355	49%	51%
Secondary school	N/A		
Total	309,355	49%	51%

FOOD ITEMS:

Grains/cereals
* fortified

FOOD SOURCES:

60% Purchased (domestic) 0% In-kind (domestic)
40% Purchased (foreign) 0% In-kind (foreign)

NOTES:

Special trainings were given to the cooks/caterers on nutrition, menu planning and food safety/hygiene. The students participated in the preparation, serving and/or cleaning-up for the school feeding program.



NATIONAL SCHOOL FEEDING PROGRAM FOR SPECIAL SCHOOL

Lead implementer(s): Ministry of Education, Culture, Science and Sport

OBJECTIVES:

- To meet nutritional and/or health goals

MODALITIES OF PROVIDING STUDENTS WITH FOOD:

- In-school meals five days in a week

TARGETING:

Disabled children

HOW MANY STUDENTS RECEIVED SCHOOL FOOD IN 2017-18 SCHOOL YEAR?

School level	# Students	% Girls	% Boys
Pre-school	N/A		
Primary school	855	40%	60%
Secondary school	782	43%	57%
Total	1,637	—	—

FOOD ITEMS:

Grains/cereals Green, leafy vegetables Salt
Dairy products Other vegetables Sugar
Meat Oil
* fortified

FOOD SOURCES:

60% Purchased (domestic) 0% In-kind (domestic)
40% Purchased (foreign) 0% In-kind (foreign)

NOTES:

Six public boarding schools are covered by this National School Feeding Program for Special School.