

## SCHOOL MEAL/FEEDING PROGRAM(S)

Most recently completed school year:  
January 2018 – December 2018 (195 school days)

- The Namibian School Feeding Program (NSFP)

Lead Agency: Ministry of Education, Arts and Culture

## NATIONAL LAWS, POLICIES, AND STANDARDS

### National school feeding policy

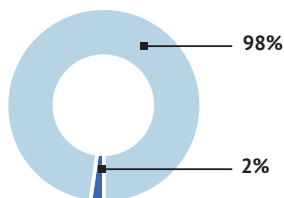
- Nutrition
- Food safety
- Agriculture
- Private sector involvement

Line item in the national budget...  Yes  No  NR

## BUDGET

Total:  
USD 10,539,800

- National government:  
USD 10,343,500
- International donors\*:  
USD 196,300
- Private sector: N/A
- Other donors: N/A



\*Contributions by United Nations agencies or non-governmental organizations often represent funding from multiple donors.

## INFRASTRUCTURE

School meals are prepared on-site in open and/or closed cooking areas with charcoal or wood stoves. All have on-site kitchens. Most schools have electricity, piped and clean water, and latrines. Some schools participating in the program have on-site flush toilets and dedicated eating space/cafeterias.

## SPECIAL NOTES

Some 2016 data from UNICEF's State of the World's Children was used to prepare this report.

NR = No Response

## MEALS/SNACKS/MODALITY

- Breakfast
- Lunch
- Dinner
- Snacks
- Take-home rations
- Conditional cash transfer

- Grains/cereals
- Roots, tubers
- Legumes and nuts
- Dairy products
- Eggs
- Meat
- Poultry
- Fish
- Green, leafy vegetables
- Other vegetables
- Fruits
- Oil
- Salt
- Sugar

Prohibited food items: None

## FOOD SOURCES

- Purchased (domestic)
- Purchased (foreign)
- In-kind (domestic)
- In-kind (foreign)

## COMPLEMENTARY ACTIVITIES

- Handwashing with soap
- Height measurement
- Weight measurement
- Deworming treatment
- Eye testing/eyeglasses
- Hearing testing/treatment
- Dental cleaning/testing
- Menstrual hygiene
- Drinking water
- Water purification

## COMPLEMENTARY EDUCATION PROGRAMS

### EDUCATION

- Nutrition
- Health
- Food and agriculture
- Reproductive health
- Hygiene
- HIV prevention

### OTHER

- School gardens
- Physical education

= mandatory

The checked and highlighted items are reported as required, though they may not be uniformly implemented.



The Global Survey of School Meal Programs is the property of GCNF and is protected by copyright. It may not be reproduced or distributed without prior written consent. Contact: info@gcnf.org ©2019. The Global Child Nutrition Foundation. All rights reserved.

GCNF is a non-political, non-profit entity. Funding for this survey and a follow-up survey in 2021 is provided, in part, by the United States Department of Agriculture; agreement number FX18TA-10960G002.

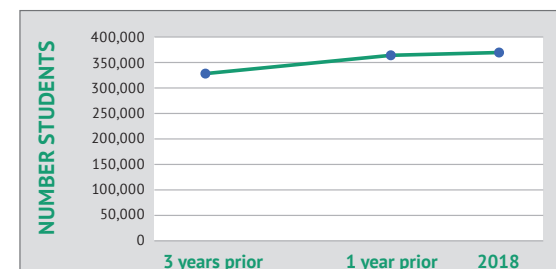
# REPUBLIC OF Namibia



## SCHOOL MEAL PROGRAMS

### CHILDREN RECEIVING FOOD, 2018

School level	Total #	# Enrolled	# Receiving Food
Primary school	534,609	518,103	365,854
Secondary school	197,931	202,252	N/A
<b>Total</b>	<b>732,000</b>	<b>720,355</b>	<b>365,854</b>

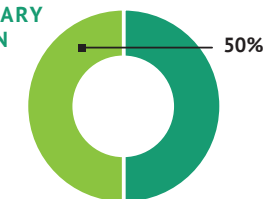


\*An estimated 11% of these children would be classified as pre-primary

### COVERAGE: PRIMARY AND SECONDARY SCHOOL-AGE CHILDREN

Total number primary and secondary school-age children: 732,000

Receiving school food:  
 365,854



- Pre-schools
- University/higher education
- Vocational/trade schools
- Other

## NUTRITION

School feeding program(s) include/involve the following:

- Fortified foods**
- Bio-fortified foods
- Micronutrient supplements
- Nutritionists involved
- Special training for cooks/caterers in nutrition**
- Objective to meet nutritional goals**
- Objective to reduce obesity

### Food items fortified:

Grains/cereals

### Micronutrients added to fortified foods:

Iron, Vitamin A, Vitamin B6, Zinc, Vitamin B12, Calcium, Folate, Fiber

---

## ADDITIONAL INFORMATION

The school feeding program used several approaches to prevent or mitigate overweight/obesity, including nutritional requirements for food baskets, nutrition education, health education, and physical education.

## AGRICULTURE, EMPLOYMENT, AND COMMUNITY PARTICIPATION

### Jobs created by school feeding programs

<b>1,958</b>	Cooks and food preparers
<b>Yes</b>	Transporters
<b>Yes</b>	Off-site processors
<b>Yes</b>	Food packagers and handlers
NR	Monitoring
NR	Food service management
NR	Safety and quality inspectors
NR	Other

### Farmers were involved with the school feeding program(s)...

- Yes  No  NR

### Other private sector (for profit) actors were involved...

- Yes  No  NR

### There was a focus on creating jobs or leadership or income-generating opportunities for...

- Women**
- Youth
  - Other groups

### There was community engagement (by parents or others) in the school feeding program(s)

- Yes  No  NR

---

## ADDITIONAL INFORMATION

The school feeding program was designed with the intent to ensure community involvement and engagement. Communities/parents thus provided voluntary services for cooking and also supplied fuel wood. However, over time, the community began to demand remuneration as an incentive for their contributions. This resulted in the in-kind support provided to cooks in the form of food. Private companies were engaged in food trading, food processing, transport, and the provision of supplies (utensils).

---

## CONTACTS: NAMIBIA

**Agency:** Ministry of Education, Arts and Culture

**Website:** <https://www.moe.gov.na>

**Email:** [info@moe.gov.na](mailto:info@moe.gov.na)

## SUCCESSES AND CHALLENGES

Positive developments associated with Namibia's school feeding program include the development of a national school feeding policy and the inclusion of school feeding in numerous national policies and strategies and the recognition of school feeding as a significant social safety program. There has also been an increase in the number of learners benefiting from school feeding, thereby addressing short term hunger and contributing to a high retention rate of learners and increasing their attention span in the classroom.

The program is characterized by several strengths: It is intended to be universal, albeit with a focus on supporting learners from food insecure communities. The program focuses on building the local economy and creating employment by ensuring that most of the food products purchased are produced locally and that the suppliers that supply food to schools are of Namibian origin. In addition, the maize blend, which is fortified with nutrients, contributes significantly to the health and nutrition of learners. Each learner receives between 30–40% of their daily recommended kilocalorie intake per day from the maize blend.

Nevertheless, the program is also characterized by several challenges: Monitoring of school feeding has been a challenge at both the national and regional level. While there is an automated system of data capture through the Namibian School Feeding Information System (NaSIS), consistency of data entry continues to be a challenge. The procurement system can be lengthy and cumbersome, leading to delays in food delivery. The question of food diversity continues to be a challenge, and the program is now designing a home grown school feeding model that will hopefully address this challenge.

---

## STUDIES CONDUCTED

- Namibian School Feeding Programme: A Case Study (2012)
- Namibian School Feeding Programme: Cost Analysis (2012)
- Namibian School Feeding Programme: Transition Case Study (2012)
- Namibian School Feeding Programme Baseline Survey Report, Ministry of Education (2014)

---

## RESEARCH NEEDED

- The Impact of school feeding on learning
- Contribution of school feeding to the health and nutrition of learners
- School feeding as a conduit for rural/community development through knowledge transfer of good agricultural practices, providing a source of income through Home Grown School Feeding (HGSF), etc.
- Cost effectiveness of HGSF versus the conventional centralized management of the program

## THE NAMIBIAN SCHOOL FEEDING PROGRAM

**Lead implementer(s):** Ministry of Education, Arts and Culture

### OBJECTIVES:

- To meet educational goals
- To meet nutritional and/or health goals

### MODALITIES OF PROVIDING STUDENTS WITH FOOD:

- In-school meals
- Five times per week, during the school year

### TARGETING:

Intended to be universal; targeted first to needy students

### HOW MANY STUDENTS RECEIVED SCHOOL FOOD IN 2018 SCHOOL YEAR?

School level	# Students	% Girls	% Boys
Pre-school	N/A		
Primary school	365,854*	51%	49%
Secondary school	N/A		
<b>Total</b>	<b>365,854*</b>	<b>51%</b>	<b>49%</b>

### FOOD ITEMS:

Grains/cereals\*\*      Salt  
Legumes and nuts      Sugar

\*\* fortified

### FOOD SOURCES:

100% Purchased (domestic)      0% In-kind (domestic)  
0% Purchased (foreign)      0% In-kind (foreign)

### NOTES:

\*Namibia no longer distinguishes between pre-primary and primary learners, so these numbers include both. Approximately 70% of purchased food was produced within the country, while the rest was imported by Namibian suppliers (small- and medium-scale companies). Some schools received in-kind donations and support from the private sector or private individuals. These donations complement the maize meal provided by the Ministry of Education. The items vary from fresh vegetables, meat, soups, etc. However, given that these are informal arrangements made by schools, it is difficult to track the amount of support received. This assistance mostly benefited urban and peri-urban based schools.

