

SCHOOL MEAL/FEEDING PROGRAM(S)

School year: 2020–2021

- Swiss quality standards for mid-day meals

Lead Agency: Not reported

NATIONAL LAWS, POLICIES, AND STANDARDS

- National school feeding policy
- Nutrition
- Food safety
- Health
- Agriculture
- Private sector involvement

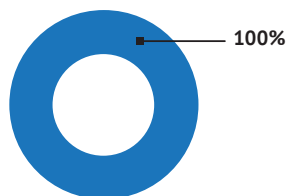
Line item in the national budget...

- Yes No No response

BUDGET

Total: USD 614,523

- Government: USD 614,523
- International donors*: USD 0
- Private sector: USD 0
- Other donors: USD 0



Includes funding from the United States Department of Agriculture Yes No No response

**International donations by United Nations agencies or non-governmental organizations often represent funding from multiple donors.*

INFRASTRUCTURE

All schools in Switzerland have electricity, clean water, and dedicated eating spaces/cafeterias, and most school have kitchens. The kitchens typically have refrigeration, electric stoves, and storage facilities.

SPECIAL NOTES

While some guidance is provided at the federal level, school feeding in Switzerland is the responsibility of regional authorities (cantons), local authorities (communities, schools), or the private sector.

MEALS/SNACKS/MODALITY

- Breakfast
- Lunch
- Dinner
- Snacks
- Take-home rations
- Other

- Grains, cereals
- Roots, tubers
- Legumes, pulses, nuts
- Dairy products
- Eggs
- Meat
- Poultry
- Fish
- Green, leafy vegetables
- Other vegetables
- Fruits
- Oil
- Salt
- Sugar

- Dairy milk
- Yogurt drink
- Fruit juice
- Tea
- Water
- Other

Prohibited food items: None reported

FOOD SOURCES

- Purchased (domestic)
- Purchased (foreign)
- In-kind (domestic)
- In-kind (foreign)

COMPLEMENTARY ACTIVITIES

- Handwashing with soap
- Height measurement
- Weight measurement
- Testing for anemia
- Deworming treatment
- Eye testing/eyeglasses
- Hearing testing/treatment
- Dental cleaning/testing
- Menstrual hygiene
- Drinking water
- Water purification

COMPLEMENTARY EDUCATION PROGRAMS

- Food and nutrition
- Agriculture
- School gardens
- Hygiene
- Health
- Reproductive health
- HIV prevention
- Physical education

The checked items were provided in most or all participating schools.



The *Global Survey of School Meal Programs* is the property of GCNF and is protected by copyright. It may not be reproduced or distributed without prior written consent. Contact: info@gcnf.org ©2019. The Global Child Nutrition Foundation. All rights reserved.

GCNF is a non-political, non-profit entity. Funding for the 2019 and 2021 surveys is provided, in part, by the United States Department of Agriculture; agreement number FX18TA-1096OG002.

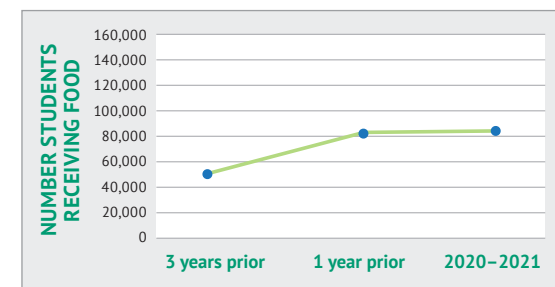
Swiss Confederation



SCHOOL MEAL PROGRAMS

CHILDREN RECEIVING FOOD, 2020–2021

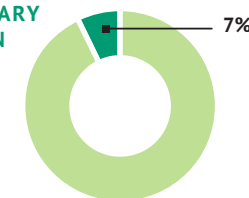
School level	Total	# Enrolled	# Receiving food
Pre-school	179,132	179,132	0
Primary school	525,380	524,645	68,204
Secondary school	682,791	623,610	15,340
Total	1,387,303	1,327,387	83,544



COVERAGE: PRIMARY AND SECONDARY SCHOOL-AGE CHILDREN

Total number primary and secondary school-age children: 1,208,171

Receiving school food: ■ 83,544



- Food was also provided to some students in...
- Pre-schools
 - Vocational/trade schools
 - Other

NUTRITION

School feeding program(s) included/involved the following:

- Fortified foods
- Bio-fortified foods
- Micronutrient supplements
- Nutritionists involved**
- Special training for cooks/caterers in nutrition
- Objective to meet nutritional goals**
- Objective to reduce obesity**

Food items fortified/biofortified:

Not applicable

Micronutrients:

Not applicable

ADDITIONAL INFORMATION

None

STUDIES CONDUCTED

None reported

RESEARCH NEEDED

A survey of the current data landscape (i.e., information on the availability and location of data on school feeding in Switzerland)

AGRICULTURE, EMPLOYMENT, AND COMMUNITY PARTICIPATION

Jobs created by school feeding programs*

Cooks and food preparers
Transporters
Off-site processors
Food packagers and handlers
Monitoring
Food service management
Safety and quality inspectors
Other

**If blank, no response was provided.*

Farmers were involved with the school feeding program(s)...

- Yes No No response

Other private sector (for profit) actors were involved...

- Yes No No response

There was a focus on creating jobs or leadership or income-generating opportunities for...

- Women Other groups
 Youth No response

There was community engagement (by parents or others) in the school feeding program(s)...

- Yes No No response

Were there links between food banks and the school feeding program(s)?

- Yes No No response

ADDITIONAL INFORMATION

Students' families contribute by paying a partial price for school lunches, and parents' involvement is encouraged. Communities and practitioners were engaged in testing and evaluating the standards for school meals.

CONTACTS: SWITZERLAND

Agency: RADIX Swiss Foundation of Health
Website: <https://www.radix.ch/de/>

SUCCESSES AND CHALLENGES

Recent successes related to school feeding in Switzerland have included greater coverage (benefiting more students) and an increased awareness on the part of authorities, parents, and school staff of the importance of healthy and sustainable eating habits. Challenges include the imperative to improve working conditions (with adequate work hours and job security) and provide training for employees.

EMERGENCIES/COVID-19 PANDEMIC

The COVID-19 pandemic caused school feeding operations in Switzerland to be temporarily suspended as schools were closed for 12 weeks in early 2020, with remote instruction taking place wherever possible. However, there were no disruptions to school operations or school feeding during the 2020–2021 school year.

SWISS QUALITY STANDARDS FOR MID-DAY MEALS

Lead implementer(s): Not reported

OBJECTIVES:

- To meet educational goals
- To meet nutritional and/or health goals
- To prevent or mitigate obesity

MODALITIES OF PROVIDING STUDENTS WITH FOOD:

- In-school meals

FREQUENCY AND DURATION:

- During the school year

TARGETING:

Targeting strategies vary widely as they are the responsibility of regional authorities, schools, or private entities.

HOW MANY STUDENTS RECEIVED SCHOOL FOOD IN 2020–2021 SCHOOL YEAR?

School level	# Students	% Girls	% Boys
Pre-school	0	–	–
Primary school	66,000	–	–
Secondary school	15,000	–	–
Total	81,000	–	–

FOOD AND BEVERAGE ITEMS:

Grains, cereals	Meat	Fruits
Roots, tubers	Poultry	Oil
Legumes, pulses, nuts	Fish	Salt
Dairy products	Green, leafy vegetables	Sugar
Eggs	Other vegetables	

* *fortified*

FOOD SOURCES:

No information provided

ADDITIONAL INFORMATION:

The federal government contributes to the development costs of the school meal program, while the cantons and communes finance its implementation. The program is highly decentralized, with decisions made by regional and local governments and individual schools.

