

SCHOOL MEAL/FEEDING PROGRAM(S)

School year: 2020–2021

- McGovern-Dole International Food for Education and Child Nutrition Program
- School Feeding Activity - World Food Program

Lead Agency: Ministry of Basic Education

NATIONAL LAWS, POLICIES, AND STANDARDS

- National school feeding policy
- Nutrition
- Food safety
- Health
- Agriculture
- Private sector involvement

Line item in the national budget...

- Yes No No response

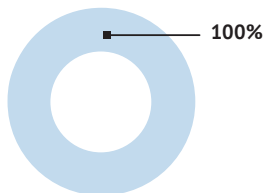
BUDGET

Total: USD 9,507,835

- Government: USD 0
- International donors*: USD 9,507,835
- Private sector: USD 0
- Other donors: USD 0

Includes funding from the United States Department of Agriculture Yes No No response

*International donations by United Nations agencies or non-governmental organizations often represent funding from multiple donors.



INFRASTRUCTURE

Very few schools in Cameroon have electricity, piped water, kitchens, or flush toilets. Some schools have clean water and dedicated eating spaces/cafeterias, and most have latrines.

SPECIAL NOTES

Population numbers from the UNESCO Institute for Statistics (UIS) were used to complete this report.

MEALS/SNACKS/MODALITY

- Breakfast
- Lunch
- Dinner
- Grains, cereals**
- Roots, tubers
- Legumes, pulses, nuts**
- Dairy products
- Eggs
- Meat
- Poultry
- Fish
- Dairy milk
- Yogurt drink
- Fruit juice
- Snacks**
- Take-home rations**
- Other
- Green, leafy vegetables
- Other vegetables
- Fruits
- Oil**
- Salt
- Sugar
- Tea
- Water
- Other

Prohibited food items: Pork

FOOD SOURCES

- Purchased (domestic)**
- Purchased (foreign)**
- In-kind (domestic)**
- In-kind (foreign)**

COMPLEMENTARY ACTIVITIES

- Handwashing with soap**
- Height measurement
- Weight measurement
- Testing for anemia
- Deworming treatment**
- Eye testing/eyeglasses
- Hearing testing/treatment
- Dental cleaning/testing
- Menstrual hygiene
- Drinking water**
- Water purification

COMPLEMENTARY EDUCATION PROGRAMS

- Food and nutrition**
- Agriculture**
- School gardens**
- Hygiene**
- Health**
- Reproductive health
- HIV prevention
- Physical education

The checked items were provided in most or all participating schools.



The *Global Survey of School Meal Programs* is the property of GCNF and is protected by copyright. It may not be reproduced or distributed without prior written consent. Contact: info@gcnf.org ©2019. The Global Child Nutrition Foundation. All rights reserved.

GCNF is a non-political, non-profit entity. Funding for the 2019 and 2021 surveys is provided, in part, by the United States Department of Agriculture; agreement number FX18TA-10960G002.

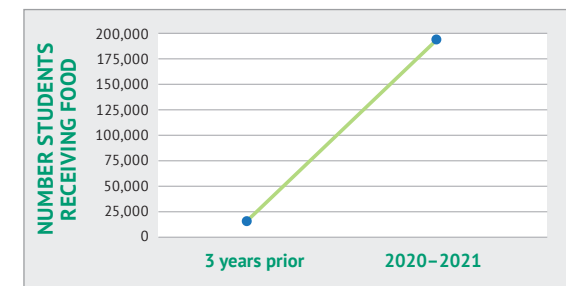
REPUBLIC OF Cameroon



SCHOOL MEAL PROGRAMS

CHILDREN RECEIVING FOOD, 2020–2021

School level	Total	# Enrolled	# Receiving food
Pre-school	1,547,412	542,540	5,331
Primary school	4,251,079	4,399,897	189,711
Secondary school	4,138,775	2,206,878	0
Total	9,937,266	7,149,315	195,042

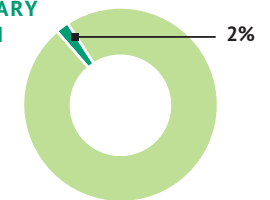


COVERAGE: PRIMARY AND SECONDARY SCHOOL-AGE CHILDREN

Total number primary and secondary school-age children: 8,389,854

Receiving school food: **189,711**

- Pre-schools**
- Vocational/trade schools
- Other



NUTRITION

School feeding program(s) included/involved the following:

- Fortified foods**
- Bio-fortified foods**
- Micronutrient supplements
- Nutritionists involved**
- Special training for cooks/caterers in nutrition
- Objective to meet nutritional goals**
- Objective to reduce obesity

Food items fortified/biofortified:

Grains/cereals, high energy biscuits, roots/tubers, legumes, and oil

Micronutrients:

Iron, zinc, folic acid, thiamine, niacin, and vitamins A, B6, B12, and D

ADDITIONAL INFORMATION

At least six nutritionists are engaged in the school feeding program. Vitamin A (biofortified) cassava and/or vitamin A-fortified high energy biscuits are included in the school snacks or take-home rations, and the products from school gardens are at least partly distributed to students.

STUDIES CONDUCTED

None

RESEARCH NEEDED

Research is needed on the impacts of school feeding on children's literacy and numeracy rates, and on girls' education at the primary level. Research is also needed on community participation in school management, and on the link between school feeding and the adoption of health and hygiene practices.

AGRICULTURE, EMPLOYMENT, AND COMMUNITY PARTICIPATION

Jobs created by school feeding programs*

350	Cooks and food preparers
16	Transporters
0	Off-site processors
50	Food packagers and handlers
30	Monitoring
14	Food service management
1	Safety and quality inspectors
37	Other

**If blank, no response was provided.*

Farmers were involved with the school feeding program(s)...

- Yes No No response

Other private sector (for profit) actors were involved...

- Yes No No response

There was a focus on creating jobs or leadership or income-generating opportunities for...

- Women** Other groups
 Youth No response

There was community engagement (by parents or others) in the school feeding program(s)...

- Yes No No response

Were there links between food banks and the school feeding program(s)?

- Yes No There are no food banks in this country.

ADDITIONAL INFORMATION

Parents/families were involved in the maintenance of school gardens and community farms to supplement the donated commodities for the school feeding program. Parents/families were also engaged in the distribution of take-home rations. Capacity building programs aimed to equip women to lead the School Feeding and Water Management Committees and Parent Teacher Associations, among other groups.

CONTACTS: CAMEROON

Agency: Ministry of Basic Education
Website: www.minedub.cm

SUCCESSSES AND CHALLENGES

Recent successes related to school feeding in Cameroon include the increased enrollment and completion rates and improved rates of literacy and numeracy schools that benefit from school feeding. There have also been some improvements in school infrastructure (classrooms, latrines, boreholes, and hand washing stations). However, the school feeding program has been challenged by armed conflicts in some project areas, an influx of refugees, and the COVID-19 pandemic.

EMERGENCIES/COVID-19 PANDEMIC

In response to the COVID-19 pandemic, the number of students benefiting from school feeding in Cameroon increased. In addition, there has been a change in feeding modality, switching from in-school meals to less frequent take-home rations. Movement restrictions aimed at curbing the spread of COVID-19 complicated access to schools. Nevertheless, the crisis did prompt the adoption of hygiene and sanitation practices in schools and homes, and some schools were able to sell their farm/garden produce to support the school feeding program in the subsequent school year.

MCGOVERN-DOLE INTERNATIONAL FOOD FOR EDUCATION AND CHILD NUTRITION PROGRAM

Lead implementer(s): Nascent Solutions Inc. Cameroon

OBJECTIVES:

- To meet educational goals
- To meet nutritional and/or health goals

MODALITIES OF PROVIDING STUDENTS WITH FOOD:

- Take-home rations

FREQUENCY AND DURATION:

- Monthly during the school year

TARGETING:

Based on geography, targeting areas of low school enrollment and high rates of child malnutrition.

HOW MANY STUDENTS RECEIVED SCHOOL FOOD IN 2020–2021 SCHOOL YEAR?

School level	# Students	% Girls	% Boys
Pre-school	5,331	50%	50%
Primary school	164,770	47%	53%
Secondary school	0	–	–
Total	170,101	47%	53%

FOOD AND BEVERAGE ITEMS:

Grains, cereals* Legumes, pulses, nuts* Oil*
* fortified

FOOD SOURCES:

0% Purchased (domestic) **5% In-kind (domestic)**
0% Purchased (foreign) **95% In-kind (foreign)**

ADDITIONAL INFORMATION:

This program, funded by the United States Department of Agriculture, has operated since 2018. Children receive food in both public and private schools.



SCHOOL FEEDING ACTIVITY - WORLD FOOD PROGRAM

Lead implementer(s): World Food Program

OBJECTIVES:

- To meet educational goals
- To provide a social safety net
- To meet nutritional and/or health goals

MODALITIES OF PROVIDING STUDENTS WITH FOOD:

- In-school snacks
- Take-home rations

FREQUENCY AND DURATION:

- 5 times per week (in-school snacks) and monthly (take-home rations) during the school year

TARGETING:

Geographic targeting towards conflict-affected communities and areas with high rates of food insecurity and malnutrition

HOW MANY STUDENTS RECEIVED SCHOOL FOOD IN 2020–2021 SCHOOL YEAR?

School level	# Students	% Girls	% Boys
Pre-school	0	–	–
Primary school	24,941	52%	48%
Secondary school	0	–	–
Total	24,941	52%	48%

FOOD AND BEVERAGE ITEMS:

Grains, cereals* Oil*
High energy biscuits*
* fortified

FOOD SOURCES:

2% Purchased (domestic) 0% In-kind (domestic)
88% Purchased (foreign) **10% In-kind (foreign)**

ADDITIONAL INFORMATION:

The World Food Program began school feeding activities in Cameroon in the early 1960's, and the ongoing School Feeding Activity started in 2018 under the Country Strategic Plan (2018–2021). The program's objectives include supporting children in areas affected by socio-political conflict, and the program operates in both public schools and non-formal education centers. Due to the COVID-19 pandemic, the target number of beneficiaries for the distribution of High Energy Biscuits was exceeded in 2020–2021. Nevertheless, there was a shortfall of about 40% of the total resources needed, such that about 19,000 children did not receive school snacks during the last quarter of the school year.