

SCHOOL MEAL/FEEDING PROGRAM(S)

School year: 2020

- Home Grown School Feeding Programme

Lead Agency: Ministry of Primary and Secondary Education

NATIONAL LAWS, POLICIES, AND STANDARDS

- National school feeding policy
- Nutrition
- Food safety
- Health
- Agriculture
- Private sector involvement

Line item in the national budget...

- Yes No No response

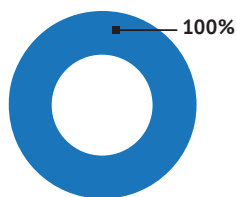
BUDGET

Total: USD 2,763,190

- Government: USD 2,763,190 (1 billion Zimbabwean dollars)
- International donors*: USD 0
- Private sector: USD 0
- Other donors: USD 0

Includes funding from the United States Department of Agriculture Yes No No response

*International donations by United Nations agencies or non-governmental organizations often represent funding from multiple donors.



INFRASTRUCTURE

All schools in Zimbabwe have latrines; most have clean water; some have piped water, flush toilets, electricity, and kitchens; and very few have dedicated eating spaces/cafeterias. School meals/snacks are prepared on-site (on school grounds), and the school kitchens tend to have open cooking areas with charcoal or wood stoves.

SPECIAL NOTES

Some population numbers from the UNESCO Institute of Statistics (UIS) were used to complete this report. This may partly explain some misalignment between population and enrollment numbers.

MEALS/SNACKS/MODALITY

- Breakfast
- Lunch
- Dinner
- Snacks
- Take-home rations
- Other

- Grains, cereals
- Roots, tubers
- Legumes, pulses, nuts
- Dairy products
- Eggs
- Meat
- Poultry
- Fish
- Green, leafy vegetables
- Other vegetables
- Fruits
- Oil
- Salt
- Sugar

- Dairy milk
- Yogurt drink
- Fruit juice
- Tea
- Water
- Maheu (cereal drink)

Prohibited food items: Fast foods and ultra-processed foods

FOOD SOURCES

- Purchased (domestic)
- Purchased (foreign)
- In-kind (domestic)
- In-kind (foreign)

COMPLEMENTARY ACTIVITIES

- Handwashing with soap
- Height measurement
- Weight measurement
- Testing for anemia
- Deworming treatment
- Eye testing/eyeglasses
- Hearing testing/treatment
- Dental cleaning/testing
- Menstrual hygiene
- Drinking water
- Water purification

COMPLEMENTARY EDUCATION PROGRAMS

- Food and nutrition
- Agriculture
- School gardens
- Hygiene
- Health
- Reproductive health
- HIV prevention
- Physical education

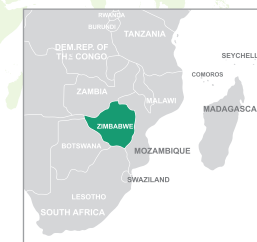
The checked items were provided in most or all participating schools.



The *Global Survey of School Meal Programs* is the property of GCNF and is protected by copyright. It may not be reproduced or distributed without prior written consent. Contact: info@gcnf.org ©2019. The Global Child Nutrition Foundation. All rights reserved.

GCNF is a non-political, non-profit entity. Funding for the 2019 and 2021 surveys is provided, in part, by the United States Department of Agriculture; agreement number FX18TA-1096OG002.

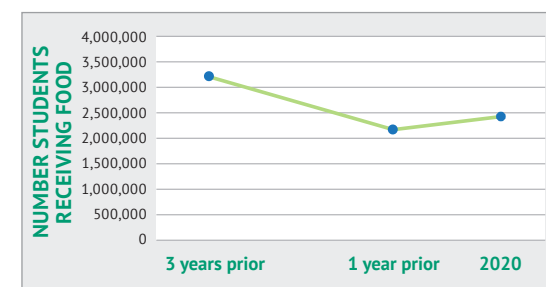
REPUBLIC OF Zimbabwe



SCHOOL MEAL PROGRAMS

CHILDREN RECEIVING FOOD, 2020

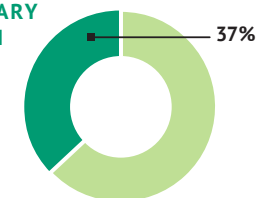
School level	Total	# Enrolled	# Receiving food
Pre-school	900,551	659,130	659,130
Primary school	2,949,219	2,869,735	1,830,779
Secondary school	2,062,944	2,181,214	0
Total	5,912,714	5,710,079	2,489,909



COVERAGE: PRIMARY AND SECONDARY SCHOOL-AGE CHILDREN

Total number primary and secondary school-age children: 5,012,163

Receiving school food: 1,830,779



Food was also provided to some students in...

- Pre-schools
- Vocational/trade schools
- Other

NUTRITION

School feeding program(s) included/involved the following:

- Fortified foods**
- Bio-fortified foods
- Micronutrient supplements
- Nutritionists involved**
- Special training for cooks/caterers in nutrition
- Objective to meet nutritional goals**
- Objective to reduce obesity

Food items fortified/biofortified:

Grains/cereals and salt

Micronutrients:

Iron, vitamin A, iodine, zinc, folic acid, vitamin B12, thiamine, riboflavin, vitamin C, calcium

ADDITIONAL INFORMATION

The foods produced in school gardens and in school-based commercial horticulture projects are partly consumed by the students. Nutritional requirements for school food baskets and various education programs (food and nutrition education, health education, and physical education) are intended to prevent or mitigate overweight/obesity.

STUDIES CONDUCTED

Past studies have included a situation analysis of the school feeding program (2016) and an evaluation of the program (2018).

RESEARCH NEEDED

Research that links the procurement of school food to small-scale farmers and agro-processing value chains, as well as job creation for women and youths.

AGRICULTURE, EMPLOYMENT, AND COMMUNITY PARTICIPATION

Jobs created by school feeding programs*

Cooks and food preparers
Transporters
Off-site processors
Food packagers and handlers
Monitoring
Food service management
Safety and quality inspectors
Other

**If blank, no response was provided.*

Farmers were involved with the school feeding program(s)...

- Yes No No response

Other private sector (for profit) actors were involved...

- Yes No No response

There was a focus on creating jobs or leadership or income-generating opportunities for...

- Women** **Other groups**
 Youth No response

There was community engagement (by parents or others) in the school feeding program(s)...

- Yes No No response

Were there links between food banks and the school feeding program(s)?

- Yes No There are no food banks in this country.

ADDITIONAL INFORMATION

The private sector is engaged by providing food trading and transport services and supplies (utensils). Over 75% of the cooks are women, and less than 25% receive payment. Students' families make mandatory in-kind contributions to the program, and part of the school levies is also used to supplement government funding for the program.

CONTACTS: ZIMBABWE

Agency: Ministry of Primary and Secondary Education

Website: www.mopse.co.zw

SUCCESSES AND CHALLENGES

Among the successes of school feeding in Zimbabwe, there has been momentum in advocacy gained through the decentralized commemoration of the Africa Day of School Feeding. The school feeding program receives support from the Parliament of Zimbabwe, including through monitoring visits to observe the program in schools. Among the challenges of school feeding, the centralized system of procurement does not accommodate smallholder farmers, resulting in a reliance on costly food items at wholesale/retail prices. There are also some gaps in leadership capacity and in the program structure that undermine efficiency and rigorous oversight.

EMERGENCIES/COVID-19 PANDEMIC

Schools in Zimbabwe ceased in-person learning in March/April 2020 and operated remotely for several months, only returning to in-person learning in all schools as of November 2020. The COVID-19 pandemic temporarily interrupted school feeding operations and caused a decrease in the number of students fed and the frequency of school feeding. When students returned to school, meals/snacks were prepared at school but were served in a very different way than before (e.g., fewer children eating together at the same time). During the 2020 school year, Zimbabwe was also affected by an economic/financial crisis.

HOME GROWN SCHOOL FEEDING PROGRAMME

Lead implementer(s): Ministry of Primary and Secondary Education

OBJECTIVES:

- To meet educational goals
- To provide a social safety net
- To meet nutritional and/or health goals

MODALITIES OF PROVIDING STUDENTS WITH FOOD:

- In-school meals

FREQUENCY AND DURATION:

- 5 days per week during the school year

TARGETING:

Universal coverage of the younger school levels

HOW MANY STUDENTS RECEIVED SCHOOL FOOD IN 2020 SCHOOL YEAR?

School level	# Students	% Girls	% Boys
Pre-school	659,130	49%	51%
Primary school	1,830,779	–	–
Secondary school	0	–	–
Total	2,489,909	–	–

FOOD AND BEVERAGE ITEMS:

Grains, cereals*	Poultry	Oil
Roots, tubers	Fish	Salt*
Legumes, pulses, nuts	Green, leafy vegetables	Water
Dairy products	Other vegetables	Maheu (cereal drink)
Meat	Fruits	

* fortified

FOOD SOURCES:

99% Purchased (domestic) **0.5%** In-kind (domestic)
0% Purchased (foreign) **0.5%** In-kind (foreign)

If blank, no response was provided.

ADDITIONAL INFORMATION:

The Home Grown School Feeding Programme began in 2016. Resource distribution for the program is completely centralized, and government food reserves provide the program with access to subsidized grain. However, while competitive tendering procedures are followed in food procurement, small-scale farmers/small farmer organizations/small companies are not able to successfully compete.

